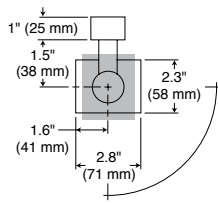
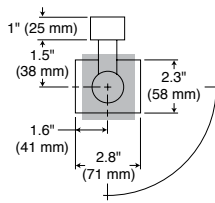


# NOTCH BACK LOW PROFILE LINE VOLTAGE TRACK (E-KLPU SERIES)

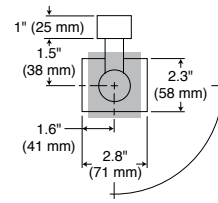
**Applications:** For general purpose track lighting in indoor commercial, retail, or industrial applications.



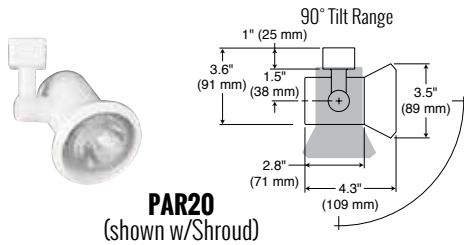
**PAR20  
E-KLPU4R**



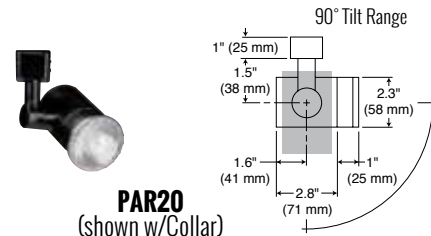
**PAR30  
E-KLPU4R**



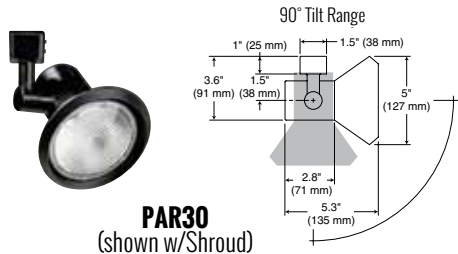
**PAR38  
E-KLPU4R**



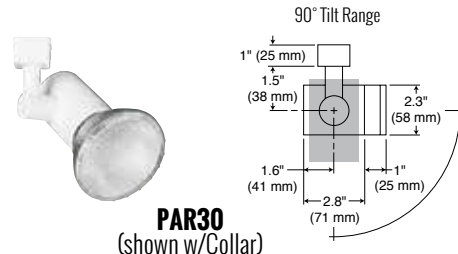
**PAR20  
(shown w/Shroud)**



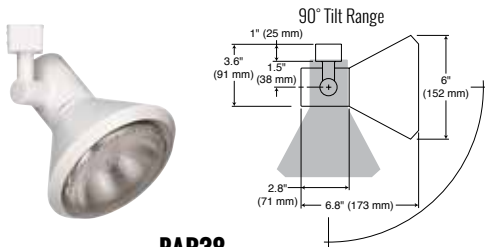
**PAR20  
(shown w/Collar)**



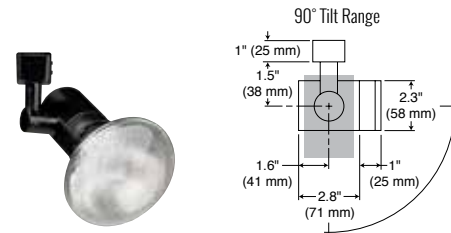
**PAR30  
(shown w/Shroud)**



**PAR30  
(shown w/Collar)**



**PAR38  
(shown w/Shroud)**



**PAR38  
(shown w/Collar)**

Catalog #	Description	Voltage	Lamp (not included)	Aiming
E-KLPU4RK	Low profile track fixture with black finish	Line voltage Halogen- medium base	PAR20 50W Max, PAR30 75 Max, PAR38 100W Max	Tilt: Approx. 90° Rotation: 358°
E-KLPU4RW	Low profile track fixture with white finish	Line voltage Halogen- medium base	PAR20 50W Max, PAR30 75 Max, PAR38 100W Max	Tilt: Approx. 180° Rotation: 358°



WARNING: Cancer and Reproductive Harm -  
[www.p65warnings.ca.gov](http://www.p65warnings.ca.gov)



Due to continuous product improvement, information in this document is subject to change. All published photometric testing performed to IESNA LM-79-08 standards by a NVLAP certified laboratory. Fixture photometry was completed on a single representative fixture. Actual production units may vary up to ±10% of initial delivered lumens. Lumen maintenance values at 25°C (77°F) are calculated per TM-21 based on LM-80 data and in-situ fixture testing.

1501 96<sup>th</sup> Street, Sturtevant, WI 53177 | Phone (888)243-9445 | Fax (262)504-5409 | [www.e-conolight.com](http://www.e-conolight.com)

## NOTCH BACK LOW PROFILE LINE VOLTAGE TRACK (E-KLPU SERIES)

### Performance

- 1-year limited warranty

### Construction & Materials

- Injection-molded high strength polymer housings
- Lamp neck is visible from the end of the lampholder
- Decorative metal collar accessory is available to hide the neck
- Shroud accessory is available to cover entire lamp for a finished appearance
- The collar and shroud secure lampholder with two internal screws

### Mounting

- UL Listed for use with e-conolight® E-K1 and E-K2 Series, Ruud Lighting® T1 and T2 Series and Juno® (not affiliated with e-conolight or Ruud Lighting) T and TU Series track systems only

### Regulatory

- UL and cUL Listed
- Suitable for dry locations

### Accessories

- **E-KAU2K** - Black Shroud for PAR20
- **E-KAU2W** - White Shroud for PAR20



- **E-KAU3K** - Black Shroud for PAR30
- **E-KAU3W** - White Shroud for PAR30



- **E-KAU4K** - Black Shroud for PAR38
- **E-KAU4W** - White Shroud for PAR38



- **E-KAUCK** - Black Collar for PAR20/PAR30/PAR38
- **E-KAUCW** - White Collar for PAR20/PAR30/PAR38



**\*NOTE:** Shrouds and collars cannot be used together



Due to continuous product improvement, information in this document is subject to change. All published photometric testing performed to IESNA LM-79-08 standards by a NVLAP certified laboratory. Fixture photometry was completed on a single representative fixture. Actual production units may vary up to  $\pm 10\%$  of initial delivered lumens. Lumen maintenance values at 25°C (77°F) are calculated per TM-21 based on LM-80 data and in-situ fixture testing.

1501 96<sup>th</sup> Street, Sturtevant, WI 53177 | Phone (888)243-9445 | Fax (262)504-5409 | [www.e-conolight.com](http://www.e-conolight.com)